

# GLOBAL & REGIONAL DAILY

## HIGHLIGHTS

May 31, 2021

### Global Markets

According to data released on Friday, the EC Euro area Economic Sentiment Indicator rose by 4pts in May to a 3 ½-year high of 114.5, mainly supported by services, reinforcing the view for a growth rebound in Q2. Turning to the US, personal income fell by 13.1%MoM in April, reversing part of the 20.9%MoM rise in March when government stimulus checks were sent out, personal spending rose by 0.5%MoM after gaining a hefty 4.7%MoM in the prior month, while the core PCE deflator increased by 0.7%MoM taking the annual rate to 3.1%, the highest since July 1992. Meanwhile, amid subdued trading due to a US and UK market holiday today, the USD remained relatively sluggish with the DXY index hovering close to 90, while equity bourses were little changed earlier today, awaiting Friday's US May non-farm payrolls report for direction.

### Greece

According to the latest EC business and consumer survey data, in May-21 the Economic Sentiment Indicator (ESI) in Greece jumped to 108.6 units from 97.9 in the previous month, recording the biggest increase since the beginning of the series. The ESI is on an upward path for the fourth consecutive month, in line with the latest movements of the respective EU27 and EA indicators, which stood at 113.9 and 114.5 respectively. The improvement in the Greek ESI is driven by an amelioration in all sectors, except building activity, as follows: industry +12.9, services +30.7, consumer confidence +12.4, retail +1.8 and building activity -7.2. On the pandemic, new Covid-19 cases dropped to 907 yesterday but amid very low testing, with the 7-day average standing at 1,604 and the 7-day average positivity rate at 4.0%.

### CESEE

CYPRUS: In the parliamentary elections held yesterday, the ruling right-wing party DISY gained 27.8% of the vote (17 seats), the main opposition left-wing party AKEL gained 22.3% (15 seats), and DIKO gained 11.3% (9 seats). Another four smaller parties, the far right-wing ELAM: 6.8% (4 seats), EDEK: 6.7% (4 seats), DEPA: 6.1% (4 seats) and the Green Party: 4.4% (2 seats) were allocated a number of 14 seats. SERBIA: The EUR/RSD remained little-changed during the past week, floating within the 14-month range of 117.50-117.65. The trading in bonds generated a turnover of EUR91.4mn in the secondary market this week, which is mostly owed to 5-year, 7-year and 12-year RSD denominated government securities. These bonds' yields were traded at 2.58%, 2.75% and 3.55%, respectively.

### Contributing Authors

**Paraskevi Petropoulou**  
Senior Economist  
[ppetropoulou@eurobank.gr](mailto:ppetropoulou@eurobank.gr)

**Anna Dimitriadou**  
Economic Analyst  
[andimitriadou@eurobank.gr](mailto:andimitriadou@eurobank.gr)

**Ioannis Gkionis**  
Senior Economist  
[igkionis@eurobank.gr](mailto:igkionis@eurobank.gr)

We would like to thank Djordje Lucic from Eurobank Beograd for his valuable contribution in today's issue.

## GLOBAL MARKETS

### Stock markets

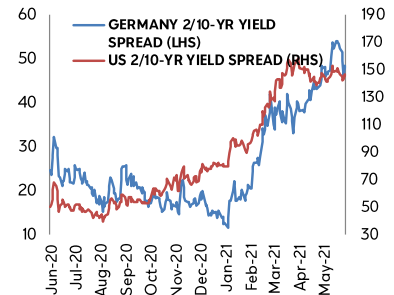
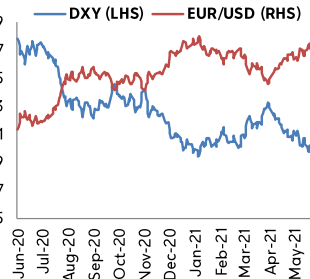
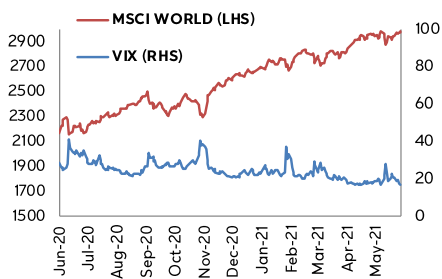
	Last	ΔD	ΔYTD
S&P 500	4204.11	0.08%	11.9%
Nikkei 225	28860.08	-1.0%	5.2%
STOXX 600	448.62	-0.1%	12.4%

### FOREX

	Last	ΔD	ΔYTD
EUR/USD	1.2191	0.0%	-0.2%
GBP/USD	1.418	-0.1%	3.7%
USD/JPY	109.71	0.1%	-5.9%

### Government Bonds

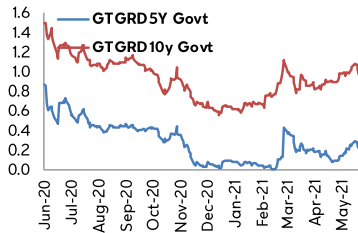
(yields)	Last	ΔDbps	ΔYTD bps
UST - 10yr	1.59	0	68
Bund-10yr	-0.17	2	40
JGB - 10yr	0.08	0	6



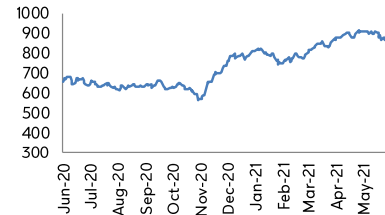
## GREECE

### Government Bonds

(yields)	Last	ΔDbps	ΔYTDbps
5Y Bond	0.11	1	4
10Y Bond	0.84	1	21
Δ(10YBund-10YGGB)	1.00	0	-19



### ATHENS GENERAL INDEX



## EMERGING MARKETS

### Stock markets

	Last	ΔD	ΔYTD
SOFIX	528.59	0.0%	18.1%
BELEX	778.88	0.0%	404.3%
XU100	1425.32	0.2%	-348.1%

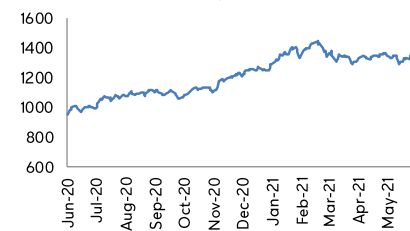
### FOREX

	Last	ΔD	ΔYTD
EUR/PLN	4.4821	0.0%	1.8%
EUR/RSD	117.556	0.0%	0.1%
USD/TRY	8.5209	0.5%	-12.7%

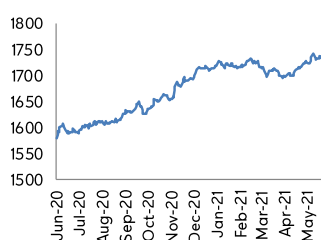
### Government Bonds

	Last	ΔDbps	ΔYTD bps
TR 10Y yield	6.43	-6	103
BG 8Y yield	Invalid Security		
PL 10Y yield	1.87		

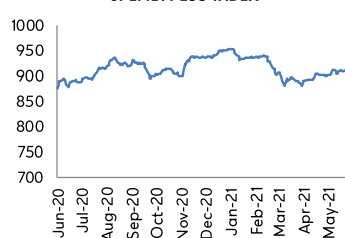
### MSCI EM EQUITY INDEX



### MSCI EM CURRENCY INDEX

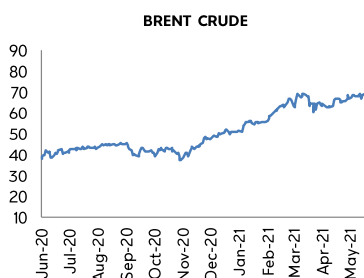


### JPEMBI PLUS INDEX

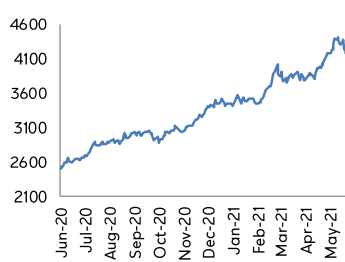


## COMMODITIES

	Last	ΔD	ΔYTD
GOLD	1905	0.1%	0.3%
BRENT CRUDE	69	0.8%	33.7%
LME X	4350	0.5%	27.4%



### LONDON METAL EXCHANGE INDEX



## Research Team



**Dr. Tasos Anastasatos** | Group Chief Economist  
tanastasatos@eurobank.gr | + 30 214 40 59 706



**Anna Dimitriadou**  
Economic Analyst  
andimitriadou@eurobank.gr  
+ 30 210 37 18 793



**Ioannis Gkionis**  
Senior Economist  
igkionis@eurobank.gr  
+ 30 214 40 59 707



**Dr. Stylianos Gogos**  
Economic Analyst  
sgogos@eurobank.gr  
+ 30 210 37 18 733



**Maria Kasola**  
Economic Analyst  
mkasola@eurobank.gr  
+ 30 210 33 18 708



**Olga Kosma**  
Research Economist  
okosma@eurobank.gr  
+ 30 210 37 18 728



**Paraskevi Petropoulou**  
Senior Economist  
ppetropoulou@eurobank.gr  
+ 30 210 37 18 991



**Dr. Theodoros Rapanos**  
Economic Analyst  
v-trapanos@eurobank.gr  
+ 30 214 40 59 711



**Dr. Theodoros Stamatou**  
Senior Economist  
tstamatou@eurobank.gr  
+ 30 214 40 59 708



**Elia Tsiampaou**  
Economic Analyst  
etsiampaou@eurobank.gr  
+ 30 214 40 59 712

Περισσότερες εκδόσεις μας διαθέσιμες στην ηλεκτρονική διεύθυνση που ακολουθεί: <https://www.eurobank.gr/en/group/economic-research>  
Εγγραφείτε ηλεκτρονικά, σε: <https://www.eurobank.gr/el/omilos/oikonomikes-analuseis/forma-ekdilosis-endaferontos>  
Ακολουθήστε μας στο twitter: [https://twitter.com/Eurobank\\_Group](https://twitter.com/Eurobank_Group)  
Ακολουθήστε μας στο LinkedIn: <https://www.linkedin.com/company/eurobank>

### DISCLAIMER

This report has been issued by Eurobank S.A. ("Eurobank") and may not be reproduced in any manner or provided to any other person. Each person that receives a copy by acceptance thereof represents and agrees that it will not distribute or provide it to any other person. This report is not an offer to buy or sell or a solicitation of an offer to buy or sell the securities mentioned herein. Eurobank and others associated with it may have positions in, and may effect transactions in securities of companies mentioned herein and may also perform or seek to perform investment banking services for those companies. The investments discussed in this report may be unsuitable for investors, depending on the specific investment objectives and financial position. The information contained herein is for informative purposes only and has been obtained from sources believed to be reliable but it has not been verified by Eurobank. The opinions expressed herein may not necessarily coincide with those of any member of Eurobank. No representation or warranty (express or implied) is made as to the accuracy, completeness, correctness, timeliness or fairness of the information or opinions herein, all of which are subject to change without notice. No responsibility or liability whatsoever or howsoever arising is accepted in relation to the contents hereof by Eurobank or any of its directors, officers or employees. Any articles, studies, comments etc. reflect solely the views of their author. Any unsigned notes are deemed to have been produced by the editorial team. Any articles, studies, comments etc. that are signed by members of the editorial team express the personal views of their author.

